

Signify Classified - Internal
Cooper Lighting Solutions Photometric Lab
1121 Highway 74 South
Peachtree City, GA 30269



Scaled data based on original data using
LM-79-08 Approved Method: Electrical and Photometric Measurements of Solid-
State Lighting Products

Test Report Prepared for
Cooper Lighting Solutions
(formerly Eaton)

Brand: STREETWORKS

Report Number: P867905

Luminaire Tested: **MEM2-HSN-SA-40-740-U-T2R**

Issue Date: 08/21/2024



Test Information

Test Method: LM-79-08
Report Number: P867905
Test Lab: INNOVATION CENTER(G3)
Issue Date: 08/21/2024
Manufacturer: COOPER LIGHTING SOLUTIONS (FORMERLY EATON)
Product Line: STREETWORKS
Catalog Number: MEM2-HSN-SA-40-740-U-T2R
Description: EPIC MODERN SHORT HOUSING DISCRETE LED ARRAYS 40W 70CRI 4000K
FIXTURE w/ TYPE II ROADWAY DISTRIBUTION OPTIC
Light Source: (10) 4000K CCT, 70 CRI LEDS
Ballast/Driver: ELECTRONIC DRIVER

Summary

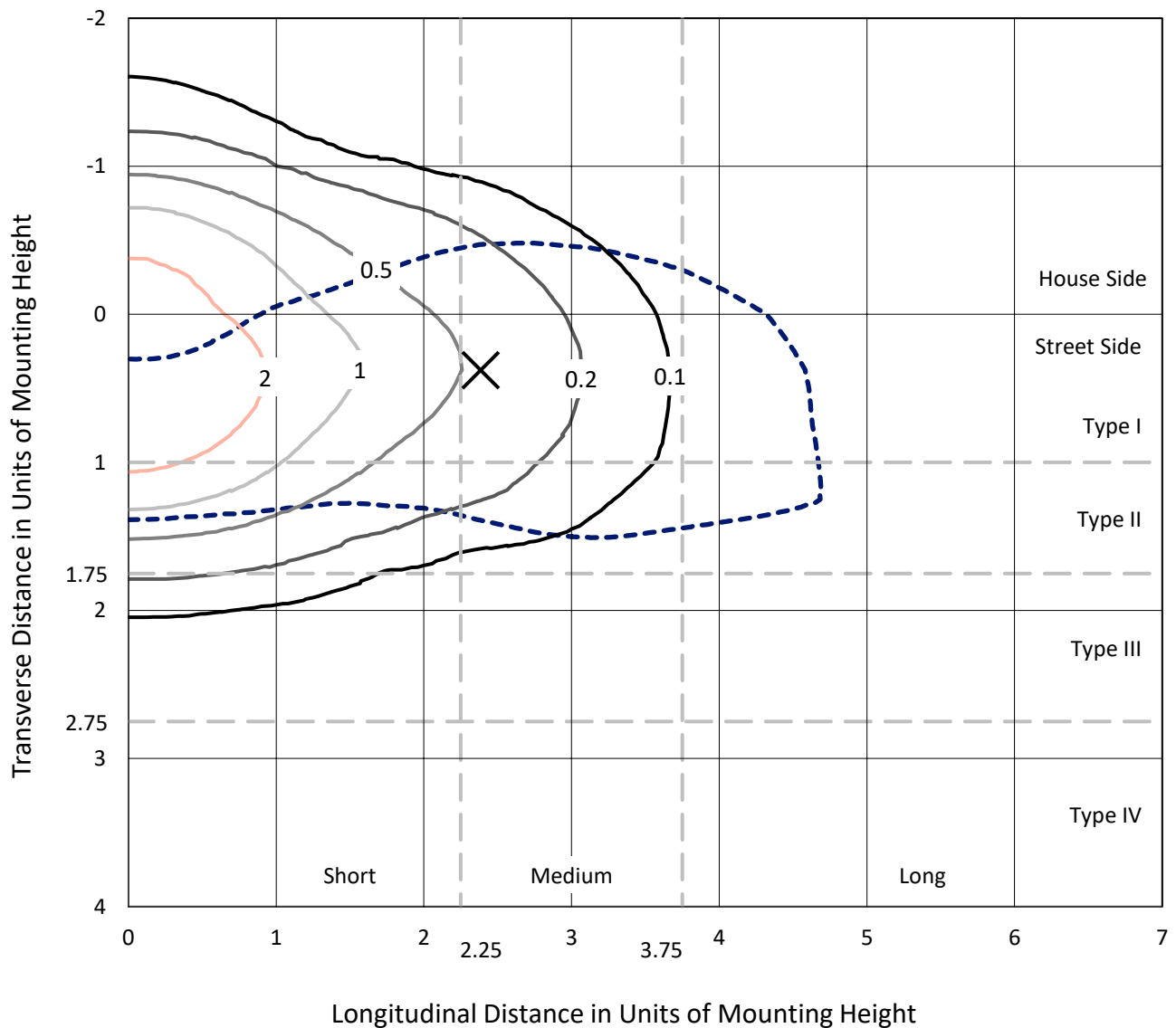
Lumens per Lamp: N/A
Luminaire Lumens: 6289.3 lumens
Efficiency: N/A
Efficacy: 142.9 lumens/watt
Luminous Opening: Rectangular (W 0.33' x L: 0.33' x H: 0')
IES Classification: Type II - Medium
BUG Rating: B2 - U0 - G2

Input Watts (W): 44
Input Voltage (V): 120
Input Current (Ain): NR
Voltage Rise (V): NR
Power Factor: 0.99
Total Harmonic Distortion (THDi): 6.91%
Frequency (hertz): 60
Stabilization Time: NR
Operation Time: NR
Ambient Temperature (°C): NR
Test Distance: 24 FT

REPORT NUMBER: P867905
 CATALOG NUMBER: MEM2-HSN-SA-40-740-U-T2R

Iso-Footcandle Lines of Horizontal Illumination

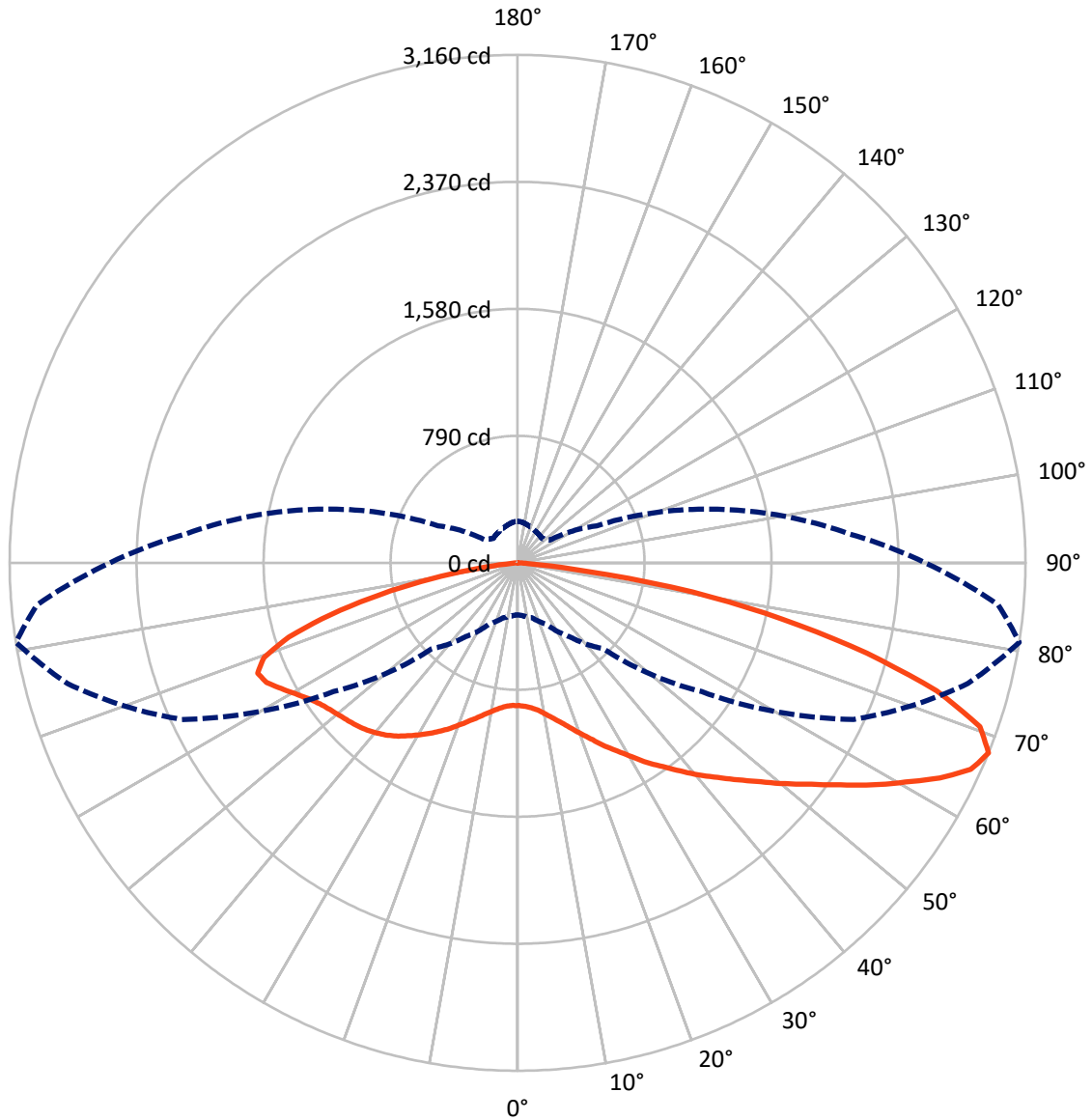
× Max cd
 - - - 1/2 Max cd



Based on 20 foot mounting height. Maximum calculated value = 4 fc
 Type II - Medium - N/A

REPORT NUMBER: P867905
CATALOG NUMBER: MEM2-HSN-SA-40-740-U-T2R

Luminous Intensity Polar Plot



— Vertical Plane Through 81-Deg Lateral - - - Horizontal Cone Through 67.5-Deg Vertical

REPORT NUMBER: P867905
 CATALOG NUMBER: MEM2-HSN-SA-40-740-U-T2R

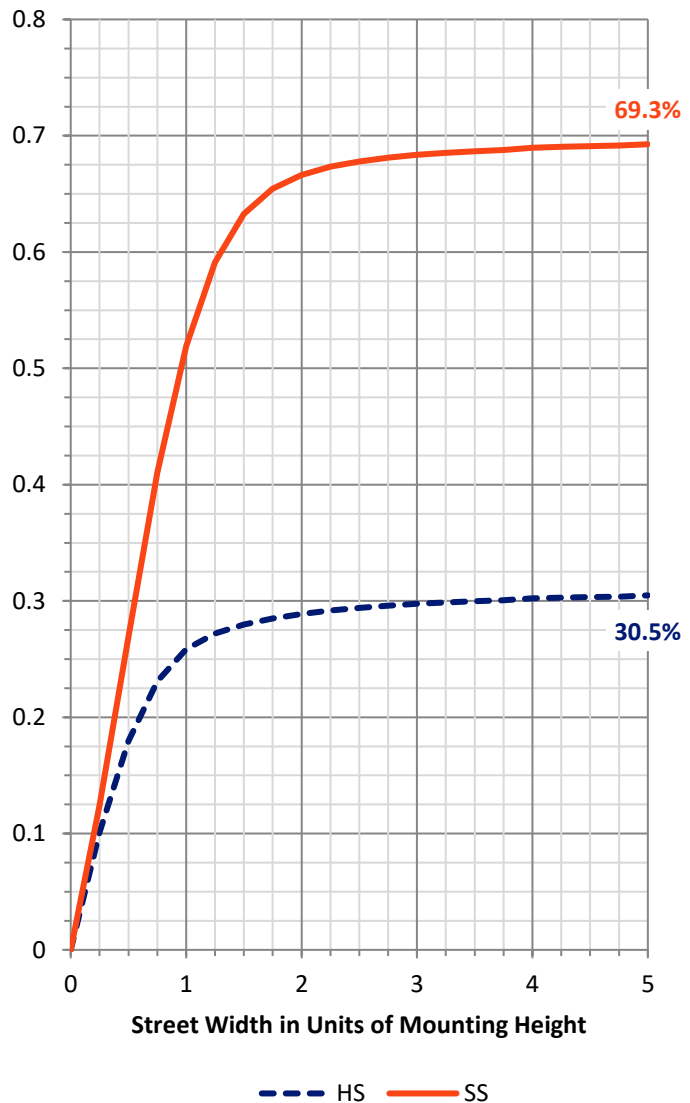
FLUX DISTRIBUTION:

		Downward	Upward	Total
House Side	Lumens	1927.2	0.0	1927.2
	% Fixture	30.6	0.0	30.6
Street Side	Lumens	4362.1	0.0	4362.1
	% Fixture	69.4	0.0	69.4
Total	Lumens	6289.3	0.0	6289.3
	% Fixture	100.0	0.0	100.0

Coefficient of Utilization

ZONAL LUMENS:

Zone	Lumens	% Fixture
0°-10°	90.5	1.4
10°-20°	321.4	5.1
20°-30°	640.2	10.2
30°-40°	1005.7	16.0
40°-50°	1247.3	19.8
50°-60°	1219.3	19.4
60°-70°	1025.4	16.3
70°-80°	651.5	10.4
80°-90°	87.9	1.4
90°-100°	0.0	0.0
100°-110°	0.0	0.0
110°-120°	0.0	0.0
120°-130°	0.0	0.0
130°-140°	0.0	0.0
140°-150°	0.0	0.0
150°-160°	0.0	0.0
160°-170°	0.0	0.0
170°-180°	0.0	0.0
0°-90°	6289.3	100.0
0°-180°	6289.3	100.0

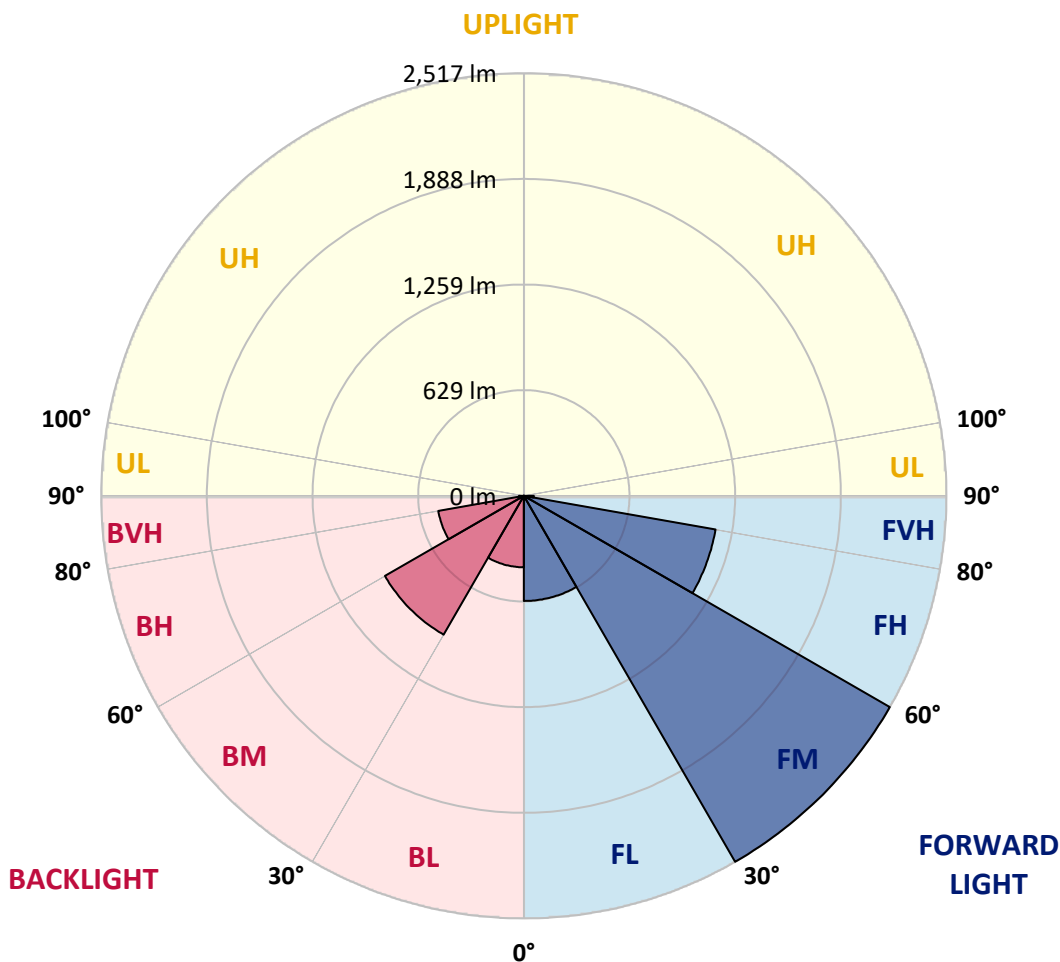


REPORT NUMBER: P867905
 CATALOG NUMBER: MEM2-HSN-SA-40-740-U-T2R

LUMINAIRE CLASSIFICATION SYSTEM LUMEN TABLE AND BUG RATING:

Zone	Lumens	% Fixture	Zone Rating/Lumen Limit		
			B	U	G
FL (0°-30°)	626.5	10.0			
FM (30°-60°)	2517.2	40.0			
FH (60°-80°)	1159.5	18.4			G1/1800
FVH (80°-90°)	58.9	0.9			G1/100
BL (0°-30°)	425.7	6.8	B1/500		
BM (30°-60°)	955.2	15.2	B1/1000		
BH (60°-80°)	517.3	8.2	B2/1000		G2/1000
BVH (80°-90°)	29.0	0.5			G1/100
UL (90°-100°)	0.0	0.0		U0/0	
UH (100°-180°)	0.0	0.0		U0/0	

BUG Rating: B2-U0-G2
 Type II Medium





REPORT NUMBER: P867905

CATALOG NUMBER: MEM2-HSN-SA-40-740-U-T2R

CANDELA DISTRIBUTION (FULL):

	0°	5°	15°	25°	35°	45°	55°	65°	75°	81°	85°
0°	887.9	887.9	887.9	887.9	887.9	887.9	887.9	887.9	887.9	887.9	887.9
2.5°	919.1	917.9	917.9	907.9	907.9	905.4	906.6	899.2	895.4	894.2	892.9
5°	985.2	985.2	977.7	971.5	959.0	947.8	937.8	922.9	911.6	906.6	902.9
7.5°	1085.0	1077.5	1075.0	1056.3	1030.1	1007.7	987.7	955.3	934.1	926.6	921.6
10°	1207.2	1197.2	1178.5	1157.3	1123.6	1090.0	1050.1	1006.4	971.5	956.5	950.3
12.5°	1333.2	1319.4	1293.2	1273.3	1229.6	1178.5	1122.4	1062.5	1013.9	992.7	981.5
15°	1471.6	1464.1	1432.9	1393.0	1341.9	1269.6	1199.7	1126.1	1063.8	1033.8	1015.1
17.5°	1621.2	1610.0	1576.3	1527.7	1455.4	1369.3	1288.3	1193.5	1121.1	1082.5	1061.3
20°	1768.4	1765.9	1716.0	1669.9	1585.1	1477.8	1373.1	1273.3	1182.3	1137.4	1109.9
22.5°	1933.0	1916.8	1873.1	1808.3	1707.3	1608.8	1485.3	1355.6	1248.3	1196.0	1164.8
25°	2103.9	2102.6	2049.0	1969.2	1850.7	1726.0	1592.5	1449.1	1326.9	1263.3	1222.2
27.5°	2315.9	2299.7	2231.1	2140.0	2002.8	1859.4	1704.8	1546.4	1401.7	1325.7	1275.8
30°	2501.7	2496.7	2419.4	2317.1	2163.7	1992.9	1825.8	1656.2	1490.3	1400.5	1345.6
32.5°	2652.6	2646.4	2580.3	2478.0	2313.4	2136.3	1944.2	1759.7	1578.8	1481.6	1409.2
35°	2778.5	2768.6	2700.0	2597.7	2455.5	2276.0	2071.4	1868.2	1676.1	1557.6	1489.0
37.5°	2828.4	2819.7	2763.6	2678.8	2547.8	2383.2	2186.2	1987.9	1773.4	1643.7	1566.4
40°	2809.7	2804.7	2764.8	2706.2	2606.4	2469.3	2295.9	2112.6	1883.1	1734.7	1642.4
42.5°	2721.2	2721.2	2696.2	2666.3	2616.4	2517.9	2393.2	2232.3	1989.1	1825.8	1714.8
45°	2596.5	2591.5	2582.7	2571.5	2564.0	2526.6	2456.8	2335.8	2106.4	1925.5	1802.1
47.5°	2430.6	2434.3	2428.1	2433.1	2464.3	2488.0	2484.2	2431.8	2226.1	2035.3	1888.1
50°	2170.0	2187.4	2207.4	2266.0	2329.6	2395.7	2456.8	2500.4	2367.0	2160.0	1987.9
52.5°	1847.0	1854.4	1908.1	2046.5	2182.4	2269.7	2385.7	2531.6	2491.7	2289.7	2105.1
55°	1449.1	1462.9	1543.9	1739.7	1981.6	2148.8	2284.7	2517.9	2618.9	2438.1	2242.3
57.5°	1038.8	1047.6	1177.3	1379.3	1694.8	1975.4	2170.0	2463.0	2721.2	2606.4	2383.2
60°	738.3	754.5	838.1	1035.1	1338.1	1736.0	2065.2	2383.2	2816.0	2771.1	2567.8
62.5°	545.0	553.7	612.3	755.7	1005.2	1409.2	1929.3	2324.6	2878.3	2948.2	2752.4
65°	410.3	414.0	453.9	552.5	752.0	1038.8	1714.8	2313.4	2913.2	3099.0	2915.7
67.5°	323.0	329.2	354.2	421.5	559.9	755.7	1396.8	2305.9	2900.8	3160.2	3001.8
70°	271.9	273.1	291.8	329.2	419.0	543.7	1043.8	2193.7	2830.9	3052.9	2922.0
72.5°	235.7	235.7	244.4	274.4	336.7	411.5	710.8	1925.5	2653.8	2727.4	2645.1
75°	190.8	189.6	204.5	233.2	270.6	316.8	477.6	1457.9	2282.2	2244.8	2177.4
77.5°	165.9	164.6	177.1	202.0	223.2	253.2	326.7	946.6	1795.8	1683.6	1641.2
80°	142.2	138.4	148.4	172.1	183.3	197.0	225.7	551.2	1173.5	1103.7	1052.6
82.5°	107.3	98.5	96.0	116.0	123.5	114.7	114.7	193.3	426.5	430.3	397.8
85°	8.7	10.0	12.5	15.0	21.2	23.7	24.9	41.2	63.6	61.1	62.4
87.5°	1.2	1.2	1.2	2.5	2.5	3.7	3.7	3.7	5.0	5.0	5.0
90°	0.0	0.0	0.0	0.0	0.0	0.0	0.0	0.0	0.0	0.0	0.0



REPORT NUMBER: P867905

CATALOG NUMBER: MEM2-HSN-SA-40-740-U-T2R

CANDELA DISTRIBUTION (continued):

	90°	95°	105°	115°	125°	135°	145°	155°	165°	175°	180°
0°	887.9	887.9	887.9	887.9	887.9	887.9	887.9	887.9	887.9	887.9	887.9
2.5°	891.7	889.2	886.7	886.7	886.7	884.2	882.9	882.9	881.7	878.0	876.7
5°	900.4	896.7	892.9	892.9	892.9	891.7	890.4	891.7	890.4	886.7	885.4
7.5°	917.9	912.9	907.9	907.9	910.4	909.1	909.1	910.4	909.1	905.4	904.1
10°	942.8	935.3	932.8	932.8	935.3	934.1	932.8	932.8	931.6	925.3	927.8
12.5°	970.2	962.8	960.3	961.5	960.3	957.8	959.0	955.3	954.0	944.1	942.8
15°	1005.2	996.4	991.4	992.7	989.0	984.0	979.0	976.5	971.5	962.8	960.3
17.5°	1045.1	1031.4	1025.1	1025.1	1017.6	1007.7	1000.2	992.7	985.2	975.2	972.7
20°	1083.7	1071.3	1061.3	1058.8	1043.8	1027.6	1013.9	1001.4	992.7	981.5	979.0
22.5°	1132.4	1114.9	1101.2	1090.0	1067.5	1041.3	1020.1	1002.7	990.2	977.7	974.0
25°	1183.5	1158.6	1136.1	1114.9	1083.7	1046.3	1016.4	991.4	975.2	961.5	959.0
27.5°	1234.6	1202.2	1169.8	1136.1	1088.7	1040.1	997.7	967.8	946.6	929.1	926.6
30°	1289.5	1249.6	1198.5	1149.8	1087.5	1023.9	970.2	927.8	902.9	882.9	880.5
32.5°	1345.6	1295.7	1225.9	1159.8	1081.2	1000.2	930.3	885.4	854.3	831.8	825.6
35°	1408.0	1346.9	1250.8	1163.5	1063.8	965.3	887.9	831.8	795.7	773.2	768.2
37.5°	1471.6	1394.3	1267.1	1161.1	1038.8	924.1	833.1	775.7	733.3	702.1	697.1
40°	1536.4	1437.9	1277.0	1148.6	1003.9	873.0	781.9	712.1	651.0	622.3	608.6
42.5°	1596.3	1477.8	1282.0	1131.1	965.3	819.3	714.6	623.6	566.2	535.0	541.2
45°	1658.6	1515.2	1283.3	1109.9	914.1	750.8	629.8	545.0	487.6	463.9	461.4
47.5°	1712.3	1546.4	1280.8	1080.0	856.8	672.2	541.2	460.2	417.8	395.3	392.8
50°	1783.4	1581.3	1277.0	1045.1	781.9	582.4	458.9	392.8	354.2	336.7	335.5
52.5°	1854.4	1620.0	1274.5	996.4	703.4	497.6	384.1	331.7	305.5	296.8	294.3
55°	1948.0	1667.4	1275.8	940.3	613.6	410.3	325.5	289.3	275.6	271.9	271.9
57.5°	2055.2	1728.5	1283.3	878.0	520.0	339.2	283.1	266.9	265.6	268.1	269.4
60°	2184.9	1809.5	1298.2	813.1	434.0	286.8	258.2	256.9	260.6	269.4	271.9
62.5°	2330.8	1898.1	1316.9	728.3	351.7	251.9	244.4	249.4	254.4	264.4	265.6
65°	2459.3	1997.9	1328.2	647.2	294.3	232.0	235.7	238.2	250.7	264.4	264.4
67.5°	2536.6	2070.2	1285.8	545.0	245.7	214.5	222.0	229.5	243.2	255.7	258.2
70°	2510.4	2046.5	1141.1	422.8	208.3	198.3	207.0	218.2	232.0	246.9	254.4
72.5°	2328.3	1878.1	926.6	308.0	180.8	183.3	194.5	209.5	222.0	238.2	248.2
75°	1946.7	1567.6	668.4	222.0	158.4	168.4	185.8	198.3	207.0	210.8	212.0
77.5°	1477.8	1152.3	455.2	165.9	137.2	150.9	169.6	183.3	185.8	188.3	190.8
80°	965.3	733.3	256.9	116.0	104.8	123.5	138.4	153.4	148.4	155.9	158.4
82.5°	407.8	320.5	117.2	57.4	48.6	52.4	56.1	49.9	46.1	46.1	39.9
85°	53.6	41.2	17.5	7.5	6.2	3.7	3.7	3.7	2.5	2.5	2.5
87.5°	5.0	5.0	3.7	3.7	2.5	2.5	1.2	2.5	1.2	1.2	1.2
90°	0.0	0.0	0.0	0.0	0.0	0.0	0.0	0.0	0.0	0.0	0.0

LM-79-2019: Approved Method: Electrical and Photometric Measurements of Solid-
State Lighting Products

Report Prepared for

Cooper Lighting Solutions

Streetworks

Report Number: SP1-2407-157-5

Test Date: 08/07/2024

Luminaire Tested: MEM2-HTN-SA-40-740-U-5WQ-2

Data in this report applies to families of products including MEM2-HTN-SA-40-740-U-5WQ-2

Test Information

Test Method: LM-79-2019
 Report Number: SP1-2407-157-5
 Test Lab: COOPER LIGHTING SOLUTIONS
 Photometer: SP1 - 76IN SPHERE
 Measurement Geometry: 4π
 Issue Date: 08/20/2024
 Manufacturer: COOPER LIGHTING SOLUTIONS
 Product Line: Streetworks
 Catalog Number: **MEM2-HTN-SA-40-740-U-5WQ-2**
 Description: Epic Modern Light Square 40W 5WQ Optic and Flare Trim

Spectral Parameters

CCT (K): 3915
 CIE u': 0.2262
 CIE v': 0.5044
 Duv: 0.0010
 CIE x: 0.3850
 CIE y: 0.3816
 CIE z: 0.2334
 Peak Wavelength (nm): 449
 Dominant Wavelength (nm): 578
 Purity: 30.05482
 R_f: 73.2
 R_g: 93.9

CRI (Ra):	71.0		
R1:	67.6	R9:	-38.4
R2:	78.3	R10:	48.9
R3:	87.1	R11:	65.3
R4:	69.7	R12:	40.4
R5:	67.4	R13:	69.3
R6:	69.3	R14:	92.6
R7:	79.7	R15:	59.9
R8:	48.7		



Test Conditions

Stabilization Time: 21M
 Operation Time: 1H 21M
 Sphere Temperature (°C): 24.2

REPORT NUMBER: SP1-2407-157-5

Measurement and Test Equipment			
Instrument	Identification Number	Calibration Date	Calibration Due Date
Photometer	IN0058	6/18/2024	12/18/2024
Power Meter	INXT2011004	2/8/2024	2/8/2025
AC Power Source	IN0063	10/24/2023	10/24/2024
DC Power Source	IN0208	10/24/2023	10/24/2024
Sphere Thermometer	IN0085	10/24/2023	10/24/2024
Room Thermometer	IN0046	10/24/2023	10/24/2024

REPORT NUMBER: SP1-2407-157-5

CIE 1931 Chromaticity Diagram



CIE 1931 Chromaticity Diagram with 2017 ANSI 7-Step and 4-Step Quadrangles



Point lies inside the ANSI 4000K 4-step quadrangle

REPORT NUMBER: SP1-2407-157-5

Photopic Flux vs. Wavelength



Photopic Lumens: NR

λ (nm)	Power W [^] /nm	Lumens (φ/nm)	λ (nm)	Power W [^] /nm	Lumens (φ/nm)	λ (nm)	Power W [^] /nm	Lumens (φ/nm)	λ (nm)	Power W [^] /nm	Lumens (φ/nm)	λ (nm)	Power W [^] /nm	Lumens (φ/nm)
360	0	NR	490	112	NR	620	618	NR	750	15	NR	880	0	NR
365	0	NR	495	153	NR	625	563	NR	755	13	NR	885	0	NR
370	0	NR	500	216	NR	630	510	NR	760	11	NR	890	0	NR
375	0	NR	505	291	NR	635	456	NR	765	9	NR	895	0	NR
380	0	NR	510	366	NR	640	407	NR	770	8	NR	900	0	NR
385	0	NR	515	436	NR	645	359	NR	775	7	NR	905	0	NR
390	0	NR	520	492	NR	650	316	NR	780	6	NR	910	0	NR
395	2	NR	525	536	NR	655	277	NR	785	5	NR	915	0	NR
400	4	NR	530	567	NR	660	240	NR	790	4	NR	920	0	NR
405	7	NR	535	596	NR	665	208	NR	795	4	NR	925	0	NR
410	12	NR	540	619	NR	670	179	NR	800	3	NR	930	0	NR
415	25	NR	545	644	NR	675	154	NR	805	3	NR	935	0	NR
420	51	NR	550	671	NR	680	133	NR	810	3	NR	940	0	NR
425	100	NR	555	701	NR	685	114	NR	815	2	NR	945	0	NR
430	180	NR	560	735	NR	690	98	NR	820	2	NR	950	0	NR
435	315	NR	565	768	NR	695	83	NR	825	2	NR	955	0	NR
440	514	NR	570	798	NR	700	71	NR	830	1	NR	960	0	NR
445	828	NR	575	825	NR	705	61	NR	835	1	NR	965	0	NR
450	992	NR	580	843	NR	710	52	NR	840	1	NR	970	0	NR
455	652	NR	585	848	NR	715	44	NR	845	1	NR	975	0	NR
460	382	NR	590	844	NR	720	38	NR	850	1	NR	980	0	NR
465	282	NR	595	826	NR	725	32	NR	855	1	NR	985	0	NR
470	180	NR	600	800	NR	730	28	NR	860	1	NR	990	0	NR
475	119	NR	605	762	NR	735	24	NR	865	1	NR	995	0	NR
480	101	NR	610	719	NR	740	20	NR	870	1	NR	1000	0	NR
485	98	NR	615	669	NR	745	17	NR	875	0	NR			

REPORT NUMBER: SP1-2407-157-5

Scotopic Flux vs. Wavelength



Scotopic Lumens: NR

S/P: 1.49

λ (nm)	Power W [^] /nm	Lumens (φ/nm)	λ (nm)	Power W [^] /nm	Lumens (φ/nm)	λ (nm)	Power W [^] /nm	Lumens (φ/nm)	λ (nm)	Power W [^] /nm	Lumens (φ/nm)	λ (nm)	Power W [^] /nm	Lumens (φ/nm)
360	0	NR	490	112	NR	620	618	NR	750	15	NR	880	0	NR
365	0	NR	495	153	NR	625	563	NR	755	13	NR	885	0	NR
370	0	NR	500	216	NR	630	510	NR	760	11	NR	890	0	NR
375	0	NR	505	291	NR	635	456	NR	765	9	NR	895	0	NR
380	0	NR	510	366	NR	640	407	NR	770	8	NR	900	0	NR
385	0	NR	515	436	NR	645	359	NR	775	7	NR	905	0	NR
390	0	NR	520	492	NR	650	316	NR	780	6	NR	910	0	NR
395	2	NR	525	536	NR	655	277	NR	785	5	NR	915	0	NR
400	4	NR	530	567	NR	660	240	NR	790	4	NR	920	0	NR
405	7	NR	535	596	NR	665	208	NR	795	4	NR	925	0	NR
410	12	NR	540	619	NR	670	179	NR	800	3	NR	930	0	NR
415	25	NR	545	644	NR	675	154	NR	805	3	NR	935	0	NR
420	51	NR	550	671	NR	680	133	NR	810	3	NR	940	0	NR
425	100	NR	555	701	NR	685	114	NR	815	2	NR	945	0	NR
430	180	NR	560	735	NR	690	98	NR	820	2	NR	950	0	NR
435	315	NR	565	768	NR	695	83	NR	825	2	NR	955	0	NR
440	514	NR	570	798	NR	700	71	NR	830	1	NR	960	0	NR
445	828	NR	575	825	NR	705	61	NR	835	1	NR	965	0	NR
450	992	NR	580	843	NR	710	52	NR	840	1	NR	970	0	NR
455	652	NR	585	848	NR	715	44	NR	845	1	NR	975	0	NR
460	382	NR	590	844	NR	720	38	NR	850	1	NR	980	0	NR
465	282	NR	595	826	NR	725	32	NR	855	1	NR	985	0	NR
470	180	NR	600	800	NR	730	28	NR	860	1	NR	990	0	NR
475	119	NR	605	762	NR	735	24	NR	865	1	NR	995	0	NR
480	101	NR	610	719	NR	740	20	NR	870	1	NR	1000	0	NR
485	98	NR	615	669	NR	745	17	NR	875	0	NR			

REPORT NUMBER: SP1-2407-157-5

Melanopic Flux vs. Wavelength



Melanopic Lumens: NR

M/P: 2.88

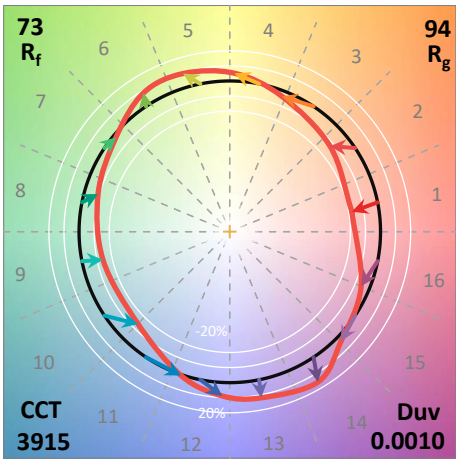
λ (nm)	Power W [^] /nm	Lumens (φ/nm)	λ (nm)	Power W [^] /nm	Lumens (φ/nm)	λ (nm)	Power W [^] /nm	Lumens (φ/nm)	λ (nm)	Power W [^] /nm	Lumens (φ/nm)	λ (nm)	Power W [^] /nm	Lumens (φ/nm)
360	0	NR	490	112	NR	620	618	NR	750	15	NR	880	0	NR
365	0	NR	495	153	NR	625	563	NR	755	13	NR	885	0	NR
370	0	NR	500	216	NR	630	510	NR	760	11	NR	890	0	NR
375	0	NR	505	291	NR	635	456	NR	765	9	NR	895	0	NR
380	0	NR	510	366	NR	640	407	NR	770	8	NR	900	0	NR
385	0	NR	515	436	NR	645	359	NR	775	7	NR	905	0	NR
390	0	NR	520	492	NR	650	316	NR	780	6	NR	910	0	NR
395	2	NR	525	536	NR	655	277	NR	785	5	NR	915	0	NR
400	4	NR	530	567	NR	660	240	NR	790	4	NR	920	0	NR
405	7	NR	535	596	NR	665	208	NR	795	4	NR	925	0	NR
410	12	NR	540	619	NR	670	179	NR	800	3	NR	930	0	NR
415	25	NR	545	644	NR	675	154	NR	805	3	NR	935	0	NR
420	51	NR	550	671	NR	680	133	NR	810	3	NR	940	0	NR
425	100	NR	555	701	NR	685	114	NR	815	2	NR	945	0	NR
430	180	NR	560	735	NR	690	98	NR	820	2	NR	950	0	NR
435	315	NR	565	768	NR	695	83	NR	825	2	NR	955	0	NR
440	514	NR	570	798	NR	700	71	NR	830	1	NR	960	0	NR
445	828	NR	575	825	NR	705	61	NR	835	1	NR	965	0	NR
450	992	NR	580	843	NR	710	52	NR	840	1	NR	970	0	NR
455	652	NR	585	848	NR	715	44	NR	845	1	NR	975	0	NR
460	382	NR	590	844	NR	720	38	NR	850	1	NR	980	0	NR
465	282	NR	595	826	NR	725	32	NR	855	1	NR	985	0	NR
470	180	NR	600	800	NR	730	28	NR	860	1	NR	990	0	NR
475	119	NR	605	762	NR	735	24	NR	865	1	NR	995	0	NR
480	101	NR	610	719	NR	740	20	NR	870	1	NR	1000	0	NR
485	98	NR	615	669	NR	745	17	NR	875	0	NR			

Summary

$R_f = 73.2$
 $R_g = 93.9$
 $CIE R_a = 71.0$
 $R_g = -38.4$



Color Vector Graphics



Individual Sample Fidelity Index ($R_{f,i}$)

CES01 = 85	CES26 = 61	CES51 = 88	CES76 = 50
CES02 = 61	CES27 = 88	CES52 = 87	CES77 = 69
CES03 = 30	CES28 = 81	CES53 = 77	CES78 = 53
CES04 = 70	CES29 = 65	CES54 = 84	CES79 = 81
CES05 = 47	CES30 = 81	CES55 = 83	CES80 = 78
CES06 = 50	CES31 = 69	CES56 = 73	CES81 = 77
CES07 = 40	CES32 = 60	CES57 = 72	CES82 = 91
CES08 = 39	CES33 = 76	CES58 = 73	CES83 = 89
CES09 = 29	CES34 = 70	CES59 = 85	CES84 = 86
CES10 = 74	CES35 = 83	CES60 = 89	CES85 = 77
CES11 = 57	CES36 = 91	CES61 = 81	CES86 = 71
CES12 = 63	CES37 = 79	CES62 = 85	CES87 = 76
CES13 = 42	CES38 = 92	CES63 = 72	CES88 = 80
CES14 = 74	CES39 = 96	CES64 = 64	CES89 = 70
CES15 = 71	CES40 = 91	CES65 = 61	CES90 = 79
CES16 = 46	CES41 = 93	CES66 = 57	CES91 = 74
CES17 = 49	CES42 = 80	CES67 = 54	CES92 = 57
CES18 = 56	CES43 = 76	CES68 = 63	CES93 = 74
CES19 = 72	CES44 = 99	CES69 = 73	CES94 = 51
CES20 = 65	CES45 = 85	CES70 = 55	CES95 = 65
CES21 = 86	CES46 = 82	CES71 = 48	CES96 = 76
CES22 = 78	CES47 = 86	CES72 = 83	CES97 = 84
CES23 = 92	CES48 = 77	CES73 = 45	CES98 = 75
CES24 = 91	CES49 = 80	CES74 = 93	CES99 = 62
CES25 = 72	CES50 = 88	CES75 = 51	



Color Rendition by Hue-Angle Bin



Measure Comparisons



(END OF REPORT)